


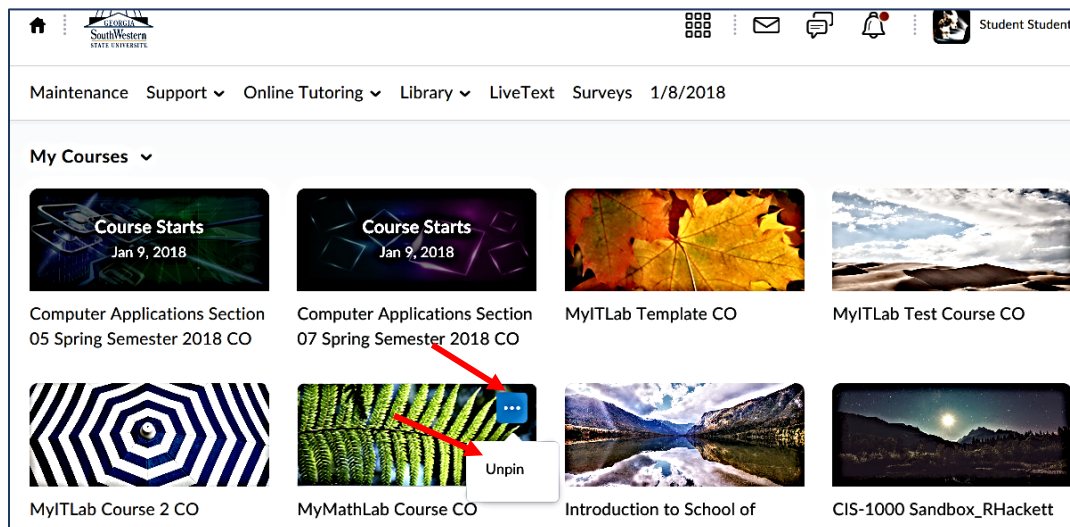
Daylight Homepages and My Courses widget

My Home and **Course Home** pages got the two-column layout view in Daylight.

1. The **My Home** page has a new **My Courses widget** that is stretched across the top.
 - My Courses widget uses the concept of pinning courses to help users focus on the courses that are currently most important to them.
 - Click on an image to access a course.

Note: You can access your courses from the Select a course... “waffle” icon  at the top of the navigation bar.

- Users with 12 or less current courses see all their current courses as image tiles by default.
- Users with more than 12 current course must explicitly pin courses that they want to appear as image tiles.
- To unpin the course from the widget or the course list, do any of the following:
 1. Hover your mouse over the course image to get the three-dot icon, click on it and click Unpin:



2. Click the View All Courses link in the My Courses widget, if you have more than 12 courses, and pin any course from your course collection in the same manner, or
 3. Click the “Select a course...” “waffle” icon at the top of the navbar, and pin or unpin any course by selecting or de-selecting the push-pin icon next to the course.
- A tile-based My Courses widget shows you current and future courses.

Two-column home page layouts will collapse to a single-column **on mobile devices** with the left column as a primary column.

The screenshot shows a two-column layout. The top navigation bar includes links for Maintenance, Support, LiveText, Online Tutoring, Library, and Surveys, along with the date 11/15/2017. The main content is divided into two columns:

- Left Column:** Contains a "My Courses" widget with eight course cards (e.g., MyLab Test CO, Evolve Integration Test CO) and a "View All Courses" link. Below it is an "Announcements" widget with a post titled "Registration for Spring term 2018" dated Oct 30, 2017.
- Right Column:** Contains a "Calendar" widget showing "Wednesday, November 15, 2017" and "Upcoming events".


Annotations with callout boxes identify the "My Courses widget at the top" (pointing to the top of the left column), "Left column" (pointing to the left column), and "Right column" (pointing to the right column).

2. Course Home page has the two-column layout as well:

The screenshot shows a Course Home page for "Build Course CO". The top navigation bar includes a Home icon, the course name, and icons for a grid, mail, chat, and notifications. The main content is divided into two columns:

- Left Column:** Contains an "Announcements" widget with a post titled "Welcome to class" dated Sep 14, 2012, featuring a green alien character. Below the post is a "Show All Announcements" link.
- Right Column:** Contains a "Content Browser" widget with a list of items: Module, BB Collaborate Session, BB test, Discussion Board, and McGraw Hill Campus Test. Below it is a "Calendar" widget.

Annotations with callout boxes identify the "Announcements" widget and the "Content Browser" widget.

To get to the My Home page with the list of all your courses, click the House icon  at the top left side of the navbar.