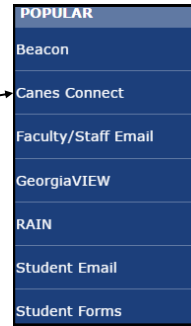
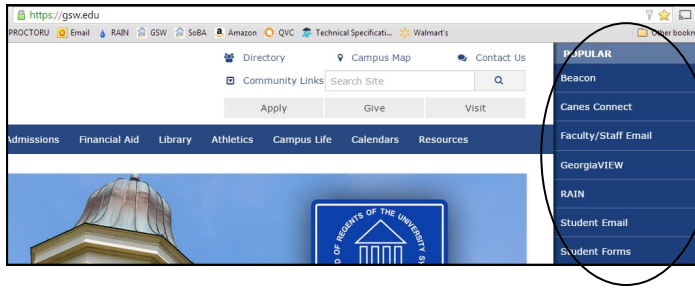


# USING GSW TECHNOLOGY



## RAIN:

To find your gswID:

1. Choose gswID# Lookup from the public domain dropdown box of RAIN.
2. Enter information as requested.

User ID: Your gswID (nine digits). Your GSW ID card has 10 digits (for recording keeping purposes) and you should use the first nine digits if you are looking at the number on your ID card.

User ID:

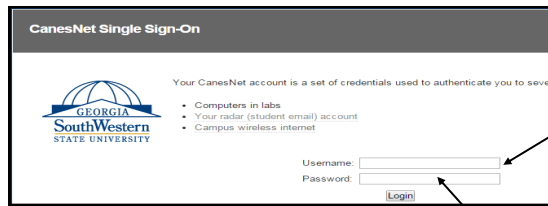
PIN:

PIN: Your birthdate in 6 digits. (MMDDYY) Feb 13, 1988 is 021388

## RADAR:

To find your email address:

1. Log into the secured site of RAIN.
2. Click on Personal Information.
3. Choose view email addresses.



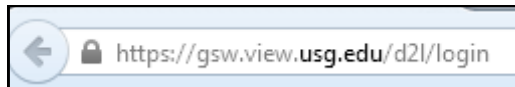
Sample email address: jdoe3@radar.gsw.edu  
 Username: jdoe3  
 Your username is the characters before the @ symbol. The '@radar.gsw.edu' part of the address is **\*not\*** part of your username to log on to RADAR.

Password: Your password is initially set as the 6 digits of your gswID number after 913.

## GeorgiaVIEW:

To login you must use your CanesNet credentials:

1. Go to gsw.edu/GeorgiaVIEW/index.
2. Click on Login to GeorgiaVIEW.



Username: jdoe3  
 Your GaVIEW username is your **CanesNet username**: part of the Radar email address before the '@' symbol. For example, if your email address is jdoe3@radar.gsw.edu, your GaVIEW username is jdoe3

Password: Your GaVIEW password is your **CanesNet password**. If you are a new student, you have to set up your CanesNET password using the Reset Password link located on the CanesNet Single Sign-On page or Forgot your password link on the GaVIEW login page.

