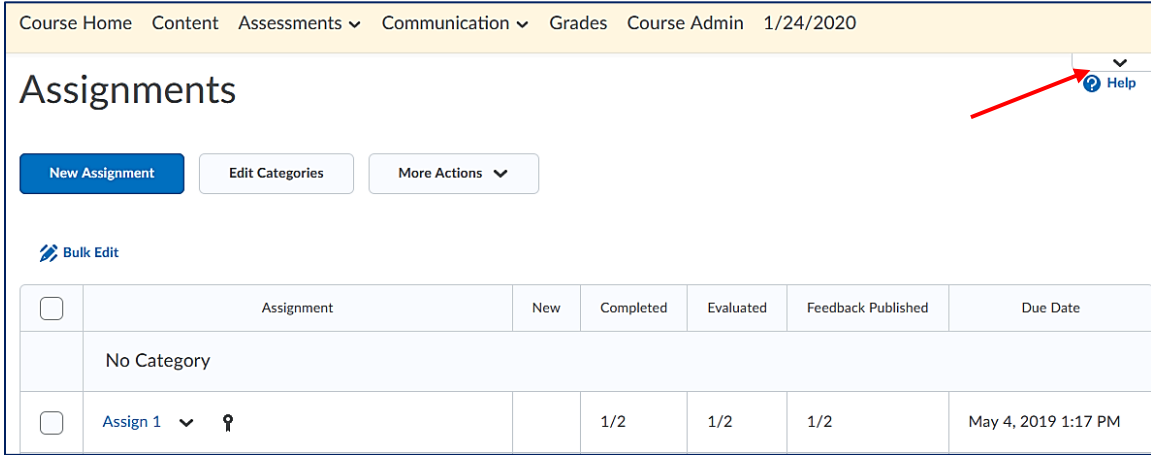


What's New in Brightspace 20.20.1

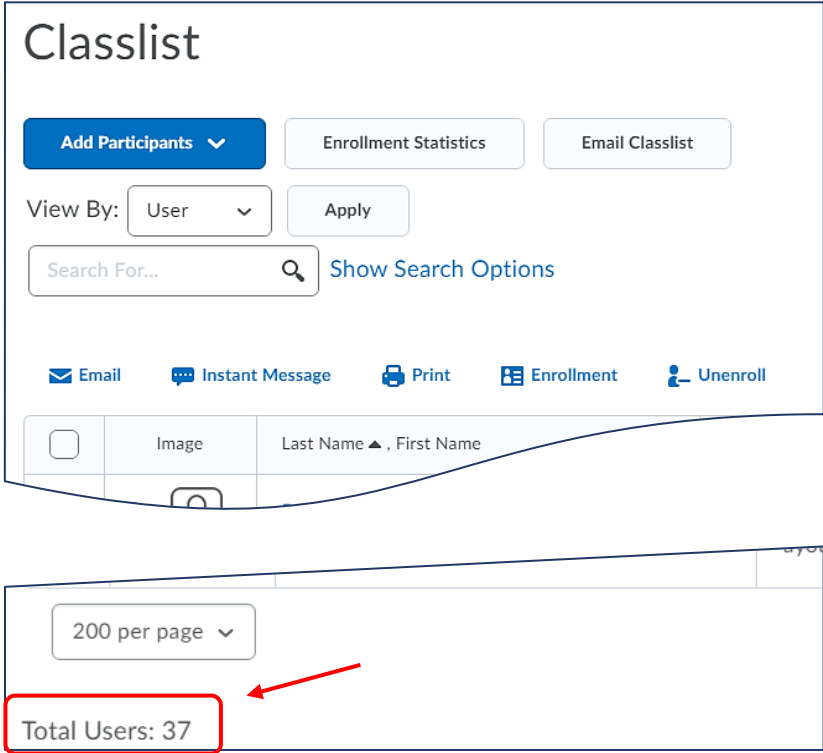
Assignments

- Updated feature: New Assignments page on by default
 - New Assignment page is on by default. However, instructors can turn it off by clicking on the Help down arrow at the top right:

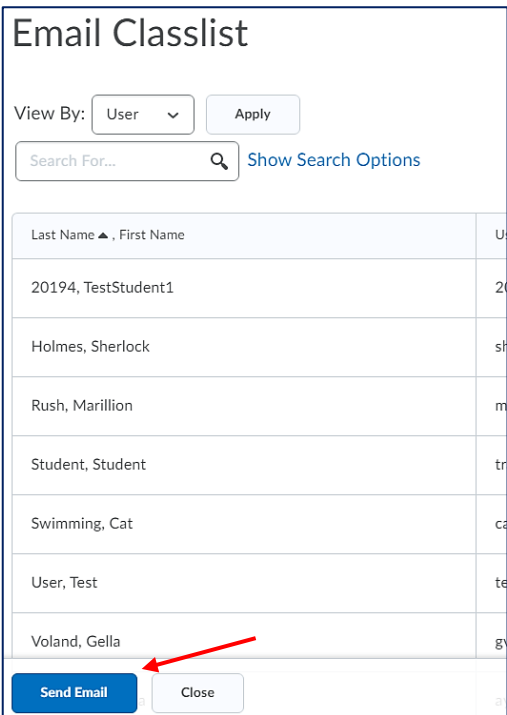
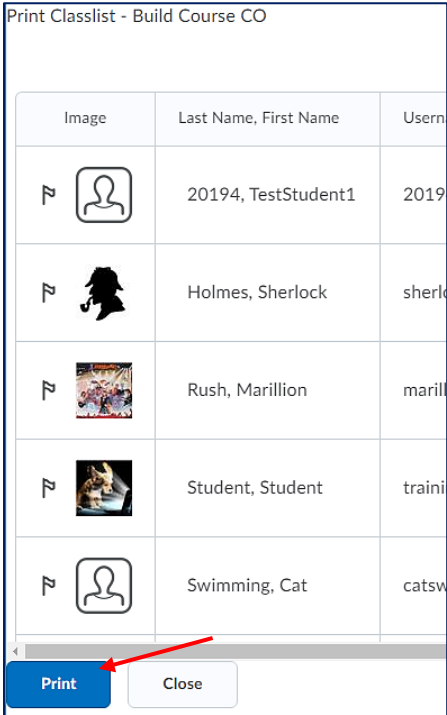


Classlist

- New feature: Total number of users field and floating buttons
 - To improve ease of use, the total number of users for their selection (whole class, group) now appears in a field at the bottom of the Classlist page. Students also see the number:

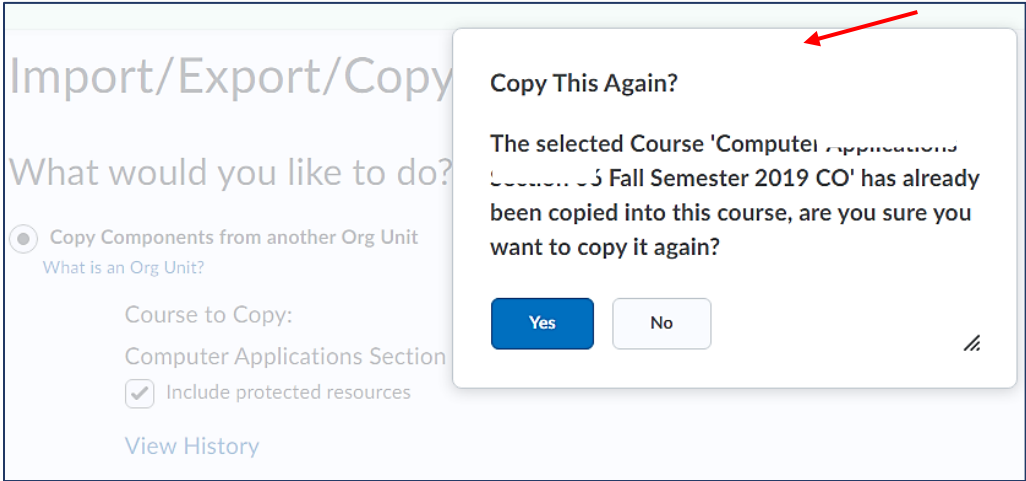


- On the Print Classlist and Email Classlist pages (if you click the Email Classlist button), the clickable Print and Email buttons now float consistently on screen, to ensure easy access to these actions without excessive scrolling:



Copy Course Components

- New feature: Add validation logic to the copy process
 - Copy Course Components now contains a validation logic step to the course copy process, which informs users if they performed a copy from the source previously, avoiding unnecessary duplication of copied course components.



Discussions

- New Feature: Assessment consistency changes

- When assessing discussions, instructors have new multi-select options to **Publish Feedback** and **Retract Feedback**.

In the Status column, the Draft / Published checkbox has been replaced by information on the date when feedback was saved as draft or published. These changes are visible on both the Users and Assessments tabs. The Save, Save and Close, and Cancel buttons have also been removed as their functionality has been replaced by the Publish Feedback and Retract Feedback options.

Discussions List > New Rubric Look

Assess Topic - New Rubric Look

Publish All Feedback Retract All Feedback Manage Columns

Users Assessments

View By: User Apply

Search For... Show Search Options

[Publish Feedback](#) [Retract Feedback](#)

<input type="checkbox"/>	First Name, Last Name	Score	Status
	TestStudent1 20194		
<input type="checkbox"/>	Topic Score	- / 10 (-%)	Draft
	Sherlock Holmes		
<input type="checkbox"/>	Topic Score	- / 10 (-%)	Not yet evaluated
	Preferred TestStudent		
<input type="checkbox"/>	Topic Score	9 / 10 (90%)	Published

Grades

- New feature: Export sorting options
 - This feature introduces the ability to sort exported gradebooks based on the following options: OrgDefinedID, Username, Last Name, and First name:

Export Grades

Export Options

Export Grade Items For

All users

Key Field

Org Defined ID
 Username
 Both

Sort By

-- Default --
 -- Default --
Org Defined ID, Username, Last Name, First Name
 Org Defined ID, Username, First Name, Last Name
 Username, Org Defined ID, Last Name, First Name
 Username, Org Defined ID, First Name, Last Name
 Last Name, First Name, Org Defined ID, Username
 Last Name, First Name, Username, Org Defined ID
 First Name, Last Name, Org Defined ID, Username
 First Name, Last Name, Username, Org Defined ID

User Details

Last Name
 First Name
 Email
 Section Membership

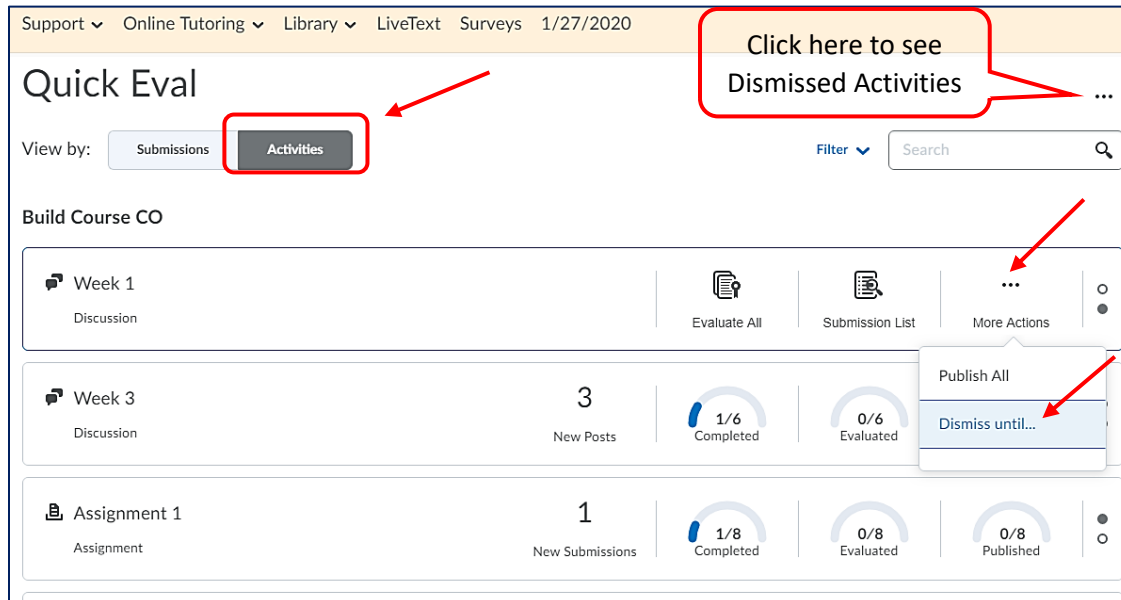
Groups

- New feature: Self-enrollment group capacity, start dates and descriptions
 - This feature includes three improvements to Groups:
 - Group members can now see the description of their group. For self-enrolled groups, group members will now see the group description at all times, including before and after enrollment. For other group types, instructors can now choose to display the description to members of the group.
Previously, all group descriptions were hidden from group members.
 - An instructor can now increase or decrease the capacity for self-enrollment groups after they have been created, and prior to the group sign-up expiry date. Decreasing a group size to an amount smaller than has already signed up for a group will not re-allocate users to other groups.
Previously, self-enrollment groups were not editable after they were created.
 - Instructors can set Start dates for self-enrollment groups. This feature allows them to schedule self-enrollment groups' availability, ensuring students are prepared and have equal opportunity to self-enroll.

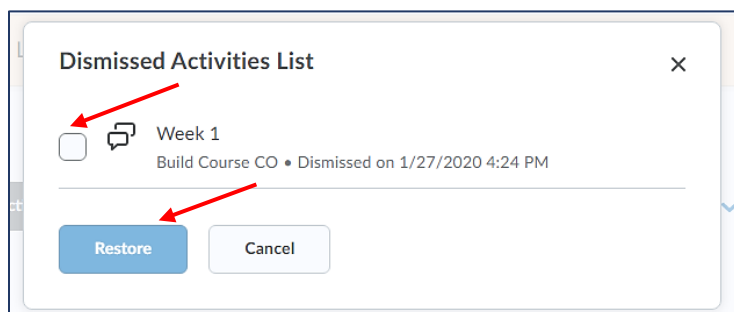
Quick Eval

- The tool was introduced in the 20.19.05 version. Reminder: Quick Eval is a system and a course tool that allows instructors to see a list of unevaluated student submissions from all their courses. Submissions from Assignments, Quizzes, and Discussions are displayed in one handy location to improve efficiency when locating work that requires evaluation and providing feedback to students. To locate the tool on the My Home page navbar under Support, click Quick Eval.
- New feature: Dismiss activities from list

- To improve the ability to manage items on their Quick Eval list, instructors can now select items that appear in their Quick Eval list and remove them temporarily or permanently:



- Instructors can view their dismissed items in the Dismissed Activities List and restore them to the Quick Eval list at any time:



Quizzes

- New feature: Synchronization with Grades
 - Quiz scores and feedback entered in Grades now synchronize automatically with Quizzes:
 - The Overall Feedback fields in Grades and Quizzes are now consolidated
 - The Grade Item Public Comments field has been removed from Grades.
 - All comments entered in the Overall Feedback field in Grades synchronizes automatically with the Overall Feedback field in Quizzes.
 - This update creates a more direct workflow and aligns Quizzes with the consistent feedback experience implemented in Assignments and Discussions.

Browsers

- As of 01/01/2020, the **Internet Explorer browser does not allow accessing Brightspace by D2L (GeorgiaVIEW and GoVIEW).**